


# Supporting Students from Classroom to Career

JetSet Conference 2024  
Thomas Hayward



# Bridging the gap between Classroom to Career



Experiential Learning | Career Exploration | Skill Development

# Pearson Job Match & Career Exploration

## Discover what comes next

Learn about your future field and start exploring career paths.

Explore Job Match



### Explore careers based on your course

Business & Financial Operations

#### ↗ Growth potential

8% within the next 10 years

#### 🎓 Degree needed

Bachelor's

#### 🕒 Typical employment

Full time, 40 Hours a week

Explore this career





### Find your work style


Take the assessment to discover your strengths and the kinds of work environments that fit your personality best.



# Pearson Job Match & Career Exploration

 Pearson+ [Dashboard](#) [Find jobs](#) [Build skills](#) [Explore careers](#) [Profile](#) 


## Explore careers



### Architecture and Engineering

These workers design and develop structures, products, and systems and collect information for mapping and other purposes.


[Explore this career](#)



### Arts, Design, Entertainment, Sports, and Media

Workers in these occupations perform and oversee artistic and athletic ventures.

[Explore this career](#)



### Building and Grounds Cleaning and Maintenance

These workers ensure that structures and lands remain attractive, orderly, and safe.

[Explore this career](#)

# Pearson Job Match & Career Exploration

The screenshot displays the Pearson+ user interface. At the top is a dark purple navigation bar with the Pearson+ logo and links to Dashboard, Find jobs, Build skills, Explore careers, and Profile. A user profile icon labeled 'TH' is on the right. The main content area is light blue and titled 'Jobs & internships for you', with a subtext 'Adjust your [job preferences](#) for better recommendations'. Below this, eight job cards are arranged in a 2x4 grid. Each card features a circular icon with a letter, the job title, the company name, and the employment type and location. A 'See more jobs' button is located at the bottom left of the job list.

Job Title	Company	Employment Type & Location
AP Microeconomic...	Ivymax San Marino Corp	Full Time • Fremont
Financial Analyst	LHH Recruitment Solut...	Full Time • San Jose
Sr. Market Econom...	California ISO	Full Time • Folsom
Sr. Financial Analy...	Antora Energy	Full Time • San Jose
Financial Analyst	Cypress HCM	Full Time • San Jose
Financial Analyst - ...	Travis Credit Union	Full Time • Vacaville
Fishery Economist	North Pacific Fishery M...	Full Time • San Jose
Content Marketing...	Abnormal Security	Full Time • Bodega Bay

[See more jobs](#)

# Pearson Job Match & Career Exploration

The screenshot displays the Pearson+ job search interface. At the top, a navigation bar includes the Pearson+ logo, a search bar with the placeholder "Enter keyword to start searching", and links for "Dashboard", "Find jobs" (highlighted with a red underline), "Build skills", "Explore careers", and "Profile". A user profile icon with the initials "TH" is in the top right corner. Below the navigation bar, a "Recommended for you" section shows "Based on your profile and preferences" and "248 results". A job card for "Sr. Market Economist (Remote)" is visible, with a "CI" icon and details "California ISO" and "Full Time • Folsom". To the right, a detailed job listing for Nuvolum is shown, featuring the title "Business Intelligence Analyst", location "San Francisco, California", and type "Full Time". It includes an "Apply now" button and a section titled "About the role" with a "Job Description" subheading. The description text is partially visible: "Nuvolum combines innovative, data-driven strategy with advanced execution to help our clients grow their business. We bring new ideas to our clients allowing them to exceed their".

**Pearson+** Dashboard **Find jobs** Build skills Explore careers Profile TH

Q Enter keyword to start searching [Saved jobs](#)

**Recommended for you**  
Based on your profile and [preferences](#)  
248 results

**Recommended**

**Sr. Market Economist (Remote)**

CI California ISO  
Full Time • Folsom

**Recommended**

**Nuvolum** **Apply now**

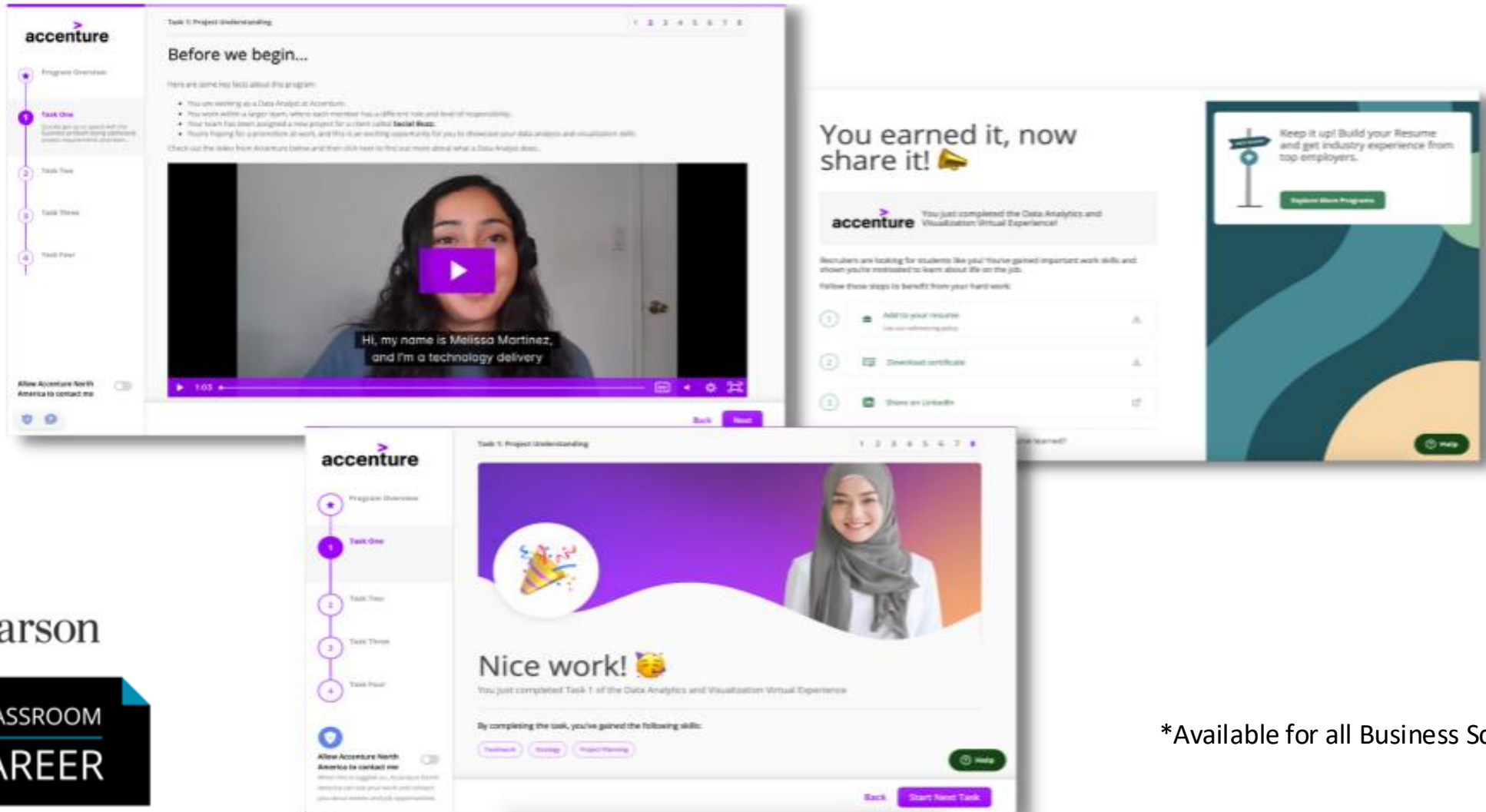
**Business Intelligence Analyst**

San Francisco, California • Full Time • Posted On 6/29/2024

**About the role**

**Job Description**  
Job Description  
Nuvolum combines innovative, data-driven strategy with advanced execution to help our clients grow their business. We bring new ideas to our clients allowing them to exceed their


# Forage Job Simulations



FROM CLASSROOM  
TO CAREER

\*Available for all Business School courses

# Forage Job Simulations



**Task One**

Quickly get up to speed with the business problem being addressed, project requirement...

... Easy <30 mins

**Task Two**

Intermediate 30-60 mins

**Achievements**


Why this is important ⓘ

w Accenture North America to contact me ☐ Off

Task 1: Project Understanding


1 2 3 4 5 6 7 8 9

## Task Overview



**What you'll learn**

- What are the responsibilities of a Data Analyst at Accenture
- What is a typical project team structure
- How to review a client project brief




**What you'll do**

- Meet your Accenture team, including the industry, IPO and data experts
- Read and analyze a client project brief to understand the client and business problem, identify the requirements that need to be delivered, and identify which tasks you need to focus on as a data analyst

Next





# How can we help your students bridge the gap between classroom and career?

Thomas Hayward

[thomas.hayward@pearson.com](mailto:thomas.hayward@pearson.com)



Pearson